


ISDE Number Plates



FIM:
ALWAYS ON CENTER LEFT OF THE NUMBER
1x on the Front Plate
1x on each Side Plate
Height: 30mm
Respect the clearance



ISDE simplified:
ALWAYS ON TOP CENTER OF THE NUMBER
1x on the Front Plate
1x on each Side Plate
Width: 53mm
Respect the clearance



MOTUL:
ALWAYS ON RIGHT SIDE OF THE ISDE LOGO
1x on the Front Plate
1x on each Side Plate
Height: 17mm
Respect the clearance



FFM:
ALWAYS ON CENTER RIGHT OF THE NUMBER
1x on the Front Plate
1x on the Side Plate
Height: 12mm"

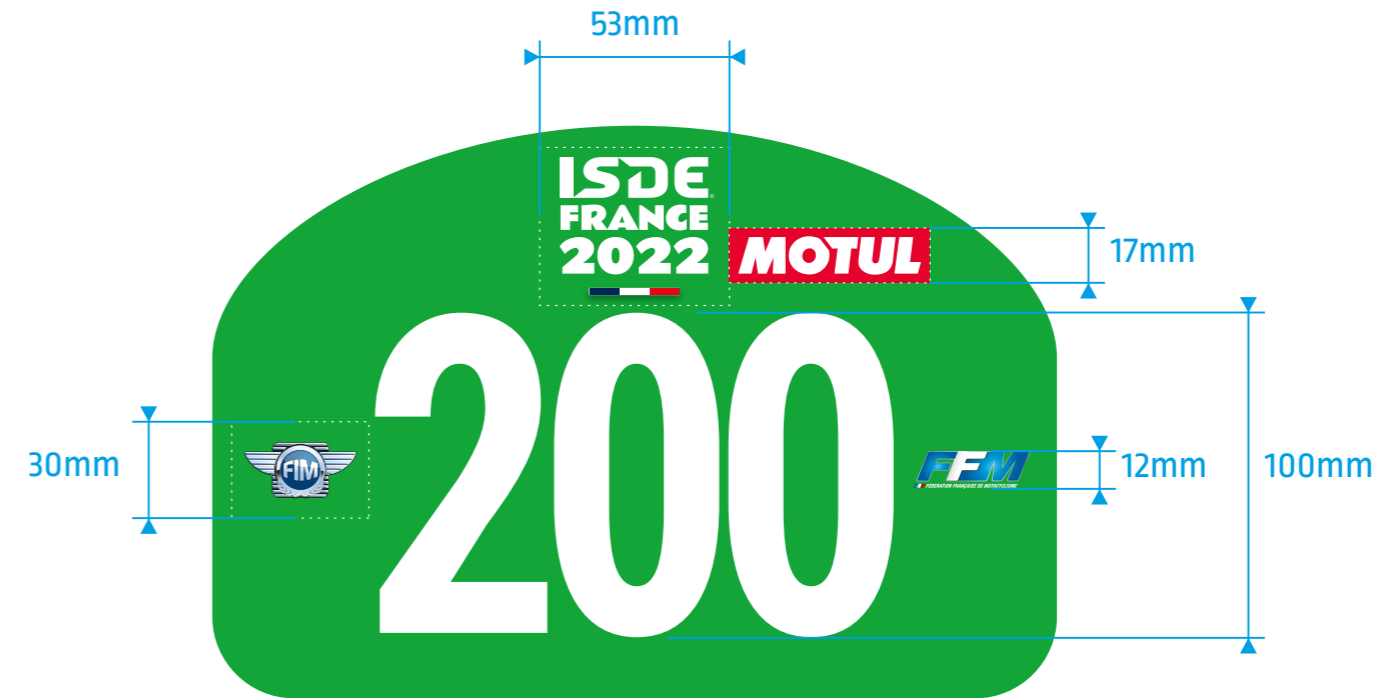


Numbers:
No restrictions as long as you follow the new number system
Font family: Roboto Condensed Bold
Height: 100mm



[DOWNLOAD LOGOS](#)

ISDE Number Plates



FIM:
ALWAYS ON CENTER LEFT OF THE NUMBER
1x on the Front Plate
1x on each Side Plate
Height: 30mm
Respect the clearance



ISDE simplified:
ALWAYS ON TOP CENTER OF THE NUMBER
1x on the Front Plate
1x on each Side Plate
Width: 53mm
Respect the clearance



MOTUL:
ALWAYS ON RIGHT SIDE OF THE ISDE LOGO
1x on the Front Plate
1x on each Side Plate
Height: 17mm
Respect the clearance



FFM:
ALWAYS ON CENTER RIGHT OF THE NUMBER
1x on the Front Plate
1x on the Side Plate
Height: 12mm"




Numbers:
No restrictions as long as you follow the new number system
Font family: Roboto Condensed Bold
Height: 100mm



[DOWNLOAD LOGOS](#)

ISDE Number Plates



FIM:
ALWAYS ON CENTER LEFT OF THE NUMBER
1x on the Front Plate
1x on each Side Plate
Height: 30mm
Respect the clearance



ISDE simplified:
ALWAYS ON TOP CENTER OF THE NUMBER
1x on the Front Plate
1x on each Side Plate
Width: 53mm
Respect the clearance




MOTUL:
ALWAYS ON RIGHT SIDE OF THE ISDE LOGO
1x on the Front Plate
1x on each Side Plate
Height: 17mm
Respect the clearance



FFM:
ALWAYS ON CENTER RIGHT OF THE NUMBER
1x on the Front Plate
1x on the Side Plate
Height: 12mm"



Numbers:
No restrictions as long as you follow the new number system
Font family: Roboto Condensed Bold
Height: 100mm



[DOWNLOAD LOGOS](#)

ISDE Number Plates



FIM:
ALWAYS ON CENTER LEFT OF THE NUMBER
1x on the Front Plate
1x on each Side Plate
Height: 30mm
Respect the clearance



ISDE simplified:
ALWAYS ON TOP CENTER OF THE NUMBER
1x on the Front Plate
1x on each Side Plate
Width: 53mm
Respect the clearance



MOTUL:
ALWAYS ON RIGHT SIDE OF THE ISDE LOGO
1x on the Front Plate
1x on each Side Plate
Height: 17mm
Respect the clearance



FFM:
ALWAYS ON CENTER RIGHT OF THE NUMBER
1x on the Front Plate
1x on the Side Plate
Height: 12mm"



Numbers:
No restrictions as long as you follow the new number system
Font family: Roboto Condensed Bold
Height: 100mm



[DOWNLOAD LOGOS](#)